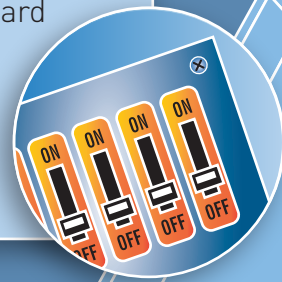


COTTAGE ELECTRICAL SAFETY TIPS




Make the most of your time at the cottage this summer by following these simple tips to ensure your electrical system operates safely.

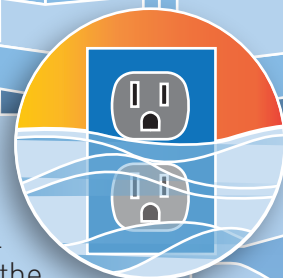
BEFORE TURNING POWER ON Make sure all appliances, as well as branch circuits, are turned off. Verify there is no debris on stovetop elements or baseboard heaters. After flipping the main power switch, turn branch circuits on or replace the fuses one at a time to avoid surges that can damage your appliances.



RENOS AND REPAIRS If your summer project requires new electrical wiring or devices, or replacing/repairing old ones, consider hiring a Licensed Electrical Contractor for your safety and protection. The LEC will ensure the work meets all requirements under Ontario law.



WATER DAMAGE Water and electricity don't mix. If flood water has risen above electrical outlets or power cords, or near the electrical panel, contact your local electric utility and arrange for them to disconnect power immediately. Have a Licensed Electrical Contractor inspect any water-damaged electrical components.



POWERLINES Look for damage to powerlines leading to your cottage. Stay clear of downed or sagging lines, and contact your local electric utility immediately. Also advise your utility if the branches are within four metres of intact powerlines.



EXTENSION CORDS Check all extension cords for signs of damage or wear – especially cracking or rodent damage. If using an extension cord to bring power to your deck, dock or backyard, make sure it is designed specifically for outdoor use. Remember that extension cords are for temporary use only.

